









Gordon Park

17150 Northland Drive, Sand Lake, MI 49343



Acquired from the State of Michigan in 1924, Gordon Park was the first park in the Kent County Parks system. Due to its location on Northland Drive, the park quickly became a popular stopover for travelers. Today, its open tree canopies and scenic natural areas make it a favorite park for picnicking.

MAP KEY

-  Parking
-  Restrooms
-  Picnic Area
-  Playground
-  Trail or Pathway
-  Wooded Area
-  Wetland
-  Creek

